


**Cleaning board – Request form**

Company name: .....  
 Street/Zipcode/Country: .....  
 Telephone/E-Mail: .....

**General machine information:**  
 (Information will be found on the type of plate of the needle loom)

Needle loom no.: .....  
 Year of construction: .....  
 Working width of needle loom: ..... m

**Needle pattern:** .....

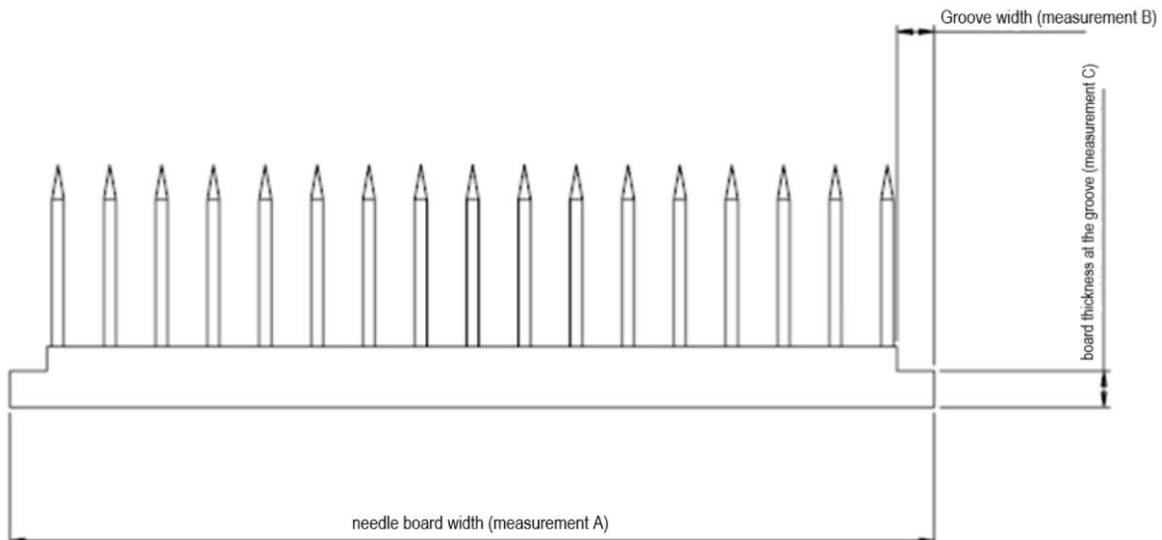


**Measurements:**  
 Measurements of existing needle boards



Amount of needle board segments: .....  
 Entire length of all needle board segments together: ..... [mm]  
 Measurements from first to last needle of each needle board segment: .....[mm]  
 Measurements from first to last needle from first to last needle board: ..... [mm]



Needle board width (measurements A) [mm]: .....  
 Board thickness at the groove (measurements C) [mm]: .....  
 Groove width (measurements B) [mm]: .....



Diameter of holes (where the needle goes through) in the bed or stripper plate: .....[mm]  
 Length from the needle board to the beginning of the bed or stripper plate: ..... [mm]



Execution:

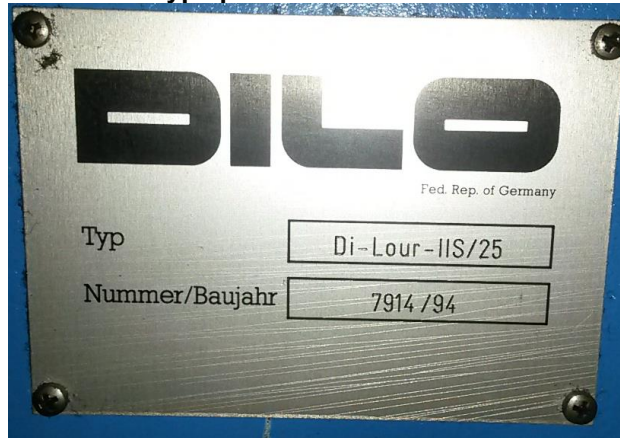
- Executed with HSS drill bits
- Executed with steel pins

Required pictures:

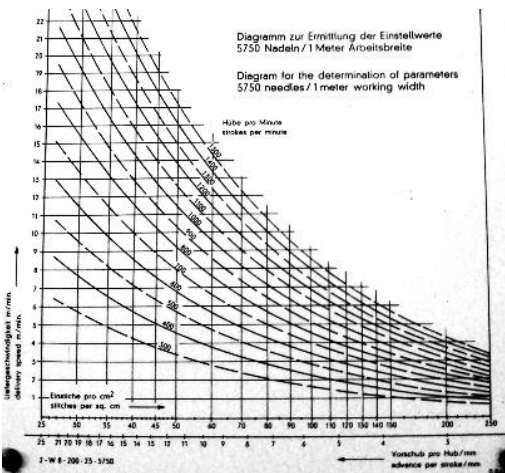
Cross section bed & stripper plates



type plate needle loom



Needle diagram at the machine



Needle board from the top

(Pen indicates the material flow in the machine)

